

2025



# NORTH DAKOTA UNIVERSITY SYSTEM

# FACTS

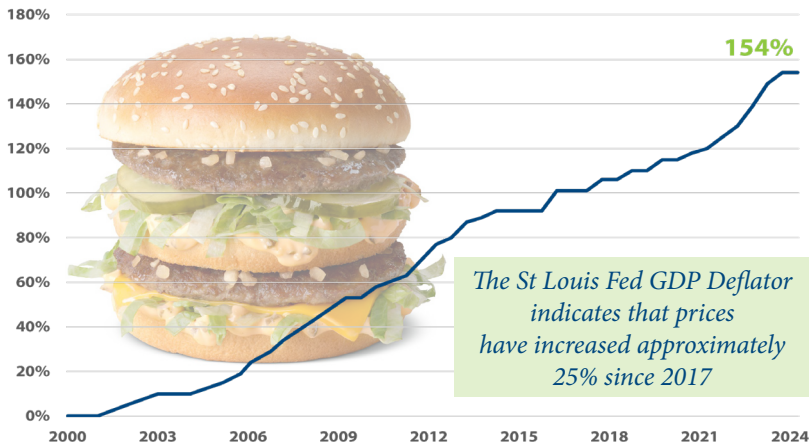
North Dakota voters established the State Board of Higher Education (SBHE) in 1939 to govern the 11 publicly funded institutions of the North Dakota University System. Twelve other states and territories use a similar, consolidated governing Board structure (Source: Education Commission of the States).

The SBHE carries out its constitutional responsibilities through a comprehensive set of policies. The Chancellor serves as the NDUS' chief executive officer. The Chancellor and the system office staff support the SBHE in developing public policy for the NDUS, in advocating on its behalf, and fostering shared governance and leadership throughout the system.

The SBHE governs 11 institutions: five two-year colleges, four regional universities, and two research universities.

## THE BIG MAC IMPACT

### The price of a Big Mac



The Big Mac is a simple way to measure cost-of-living changes. Since the year 2000, the cost of a Big Mac has risen 154%. The same increase has impacted the cost of running our institutions.

Source: GitHub - TheEconomist/big-mac-data; Data and methodology for the Big Mac index

## ND CAREER BUILDERS

### Scholarship & Loan Repayment Program

- 408 ND workers in in-demand occupations since inception
- 204 unique private sector match donors totaling \$3.2 million
- scholarship program boasts a retention rate of 90%
- 84% of loan repayment recipients remained with employer

## BY THE NUMBERS

# 10,570

Number of  
degrees awarded  
in 2023-2024

# \$7.41B

Total  
state economic impact  
FYs 2022 & 2023

# \$25.6M

state financial aid  
supporting 13,093  
ND students in the  
2023-24 academic year

# 14,612

Students recruited to ND  
institutions and potential  
employees in the state

## ENROLLMENT TRENDS

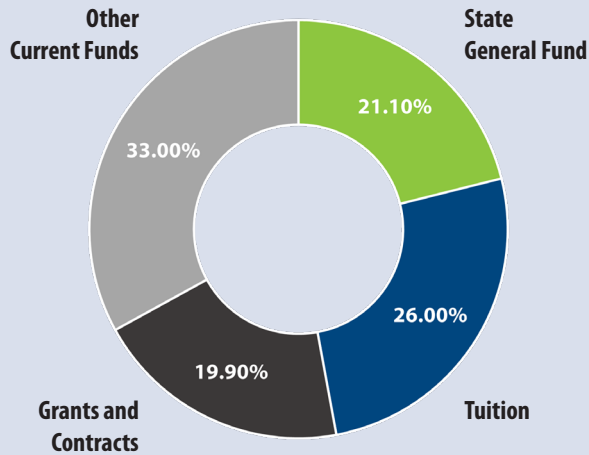
### New Freshmen Cohort



- Growth in NDUS seems to be driven primarily from the growth in the **new freshmen cohort**
- 2024 Headcount - **7,659**  
+693 headcount or 10% over 2023
- 2024 - **second highest incoming freshmen class** in the last ten years 2017 - 7,701 or 42 more than current
- Number includes only **true incoming freshmen**  
Does not include high school students

Initial NSC data indicate nationally  
the new freshmen enrollment is down 5%

## 2024-2025 ANNUAL BUDGET



## RUN-ND

— Retool and upskill now for North Dakota

### STUDENT VITALITY

- Clear minds: learn how to learn
- Strong Bodies: addiction free
- Resilient spirit: ND civic values
- Enrollment: Lumina 2.0

### WORKFORCE

- More Productive
- Urban-Rural; Energy; Ag; Health; Defense

### INTELLIGENT MACHINES

- Make AI a tool for all Dakotans
- Robotics
- Increase productivity

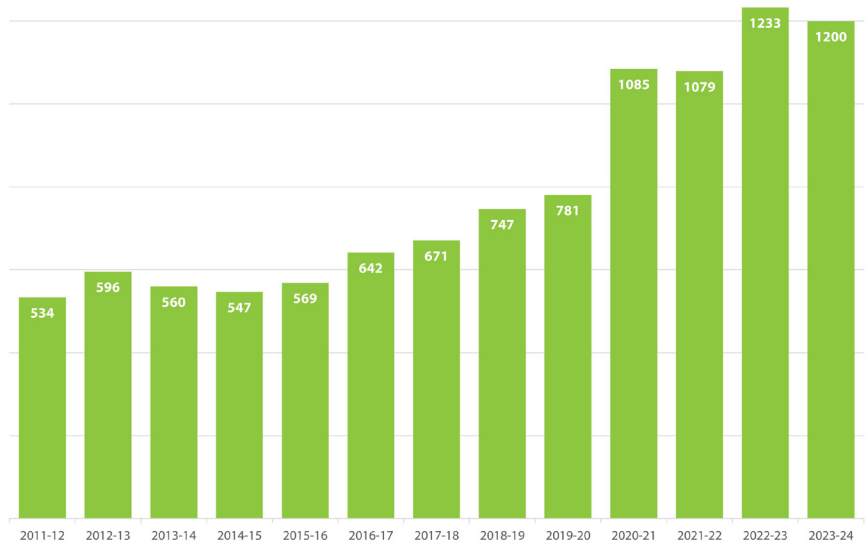
### INFRASTRUCTURE

- Digital
- Physical



retool and upskill now  
for North Dakota

## UNDERGRADUATE CERTIFICATES AWARDED



## TOTAL SERVED ANNUALLY

*Terms: summer 2023, fall 2023, spring 2024*

Institution	Degree Credit Headcount	Non Degree Credit Headcount	Non Credit Headcount	Institution Total
BSC	5,402	353	2,988	8,743
DCB	1,545	181		1,726
LRSC	2,619	148	1,892	4,659
NDSCS	4,047	437	1,047	5,531
WSC	1,223	135	5,759	7,117
<b>Community College Total</b>	<b>14,409</b>	<b>1,251</b>	<b>11,686</b>	<b>27,346</b>
DSU	1,745	119		1,864
MaSU	1,378	79		1,457
MiSU	3,208	122		3,330
VCSU	2,174	32		2,206
<b>Regional University Total</b>	<b>8,328</b>	<b>352</b>		<b>8,680</b>
NDSU	12,920	449		13,369
UND	19,036	395		19,431
<b>Research University Total</b>	<b>31,871</b>	<b>844</b>		<b>32,715</b>
<b>NDUS Total Unduplicated</b>	<b>52,590</b>	<b>2,430</b>	<b>11,686</b>	<b>66,706</b>